





1 Introduction

A Hello

Introductions

1 * Complete the bubbles.



2 ** Complete the dialogue.

1 Hi. Pam.

2 Oh, hello, Mark! How
are _____?


3 I'm fine, _____.
_____ you?

4 _____, thanks.


5 Bye! _____
you later.

6 Bye, see
_____.

3 ** Complete the dialogues. Write the words in the correct order.



your What's name
MARY Hi, I'm Mary. 1 What's your name ?
Andrew name's My
ANDREW 2 _____



you are How
TOM Hi, Mary. 3 _____ ?
thanks fine I'm you And
MARY 4 _____ ?
thanks Fine
TOM 5 _____




See later you Bye
MARY 6 _____ !
later OK you See
ANDREW 7 _____
AND TOM

Greetings

4 * Complete the bubbles with the phrases in the box.

Good morning Good afternoon
Goodbye Goodnight



Writing

5 ** Write a dialogue. Use the phrases in the box.


OK. Bye How are you Bye
Hi! My name's Olga Hello, I'm George
Fine, thanks What's your name

GEORGE Hello, I'm George. What's your name ?
OLGA _____
GEORGE _____ ?
OLGA _____
GEORGE _____
OLGA _____ !


B In the classroom

Classroom instructions

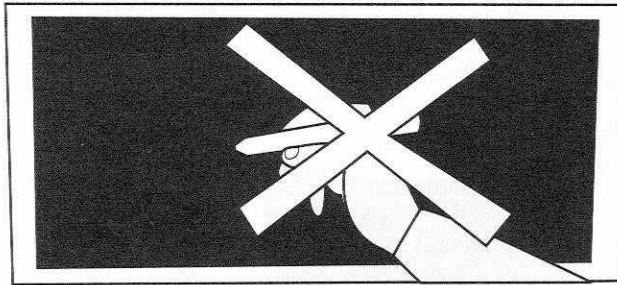
1 *** Write the instructions.




1 Look.




2




3




4



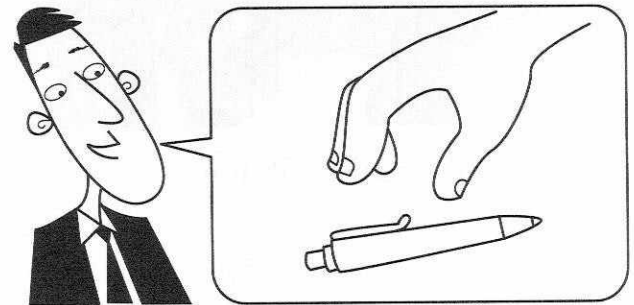
5



6



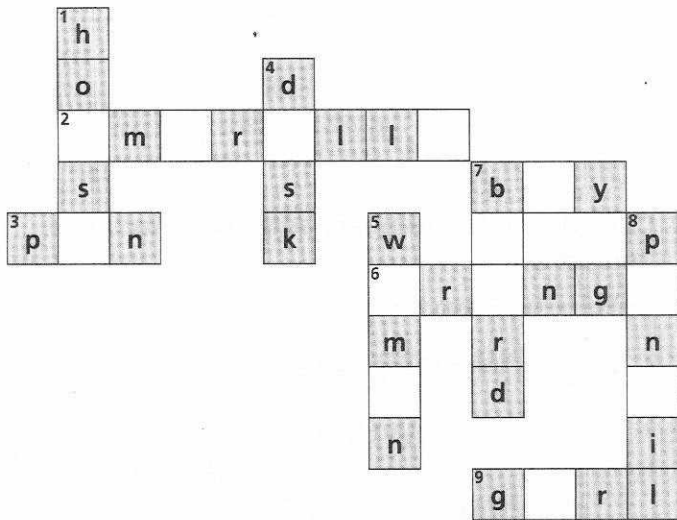
7



8

Vocabulary

2 * Write the missing letters.




Articles a / an

3 * Complete with *a* or *an*.

- | | |
|--------------------|-------------------|
| 1 <u> a </u> boy | 6 _____ watch |
| 2 _____ door | 7 _____ cat |
| 3 _____ orange | 8 _____ woman |
| 4 _____ chair | 9 _____ bag |
| 5 _____ apple | 10 _____ umbrella |

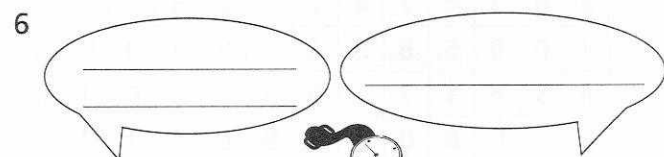
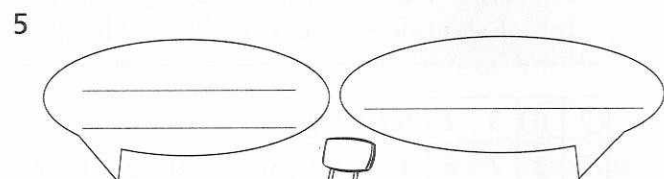

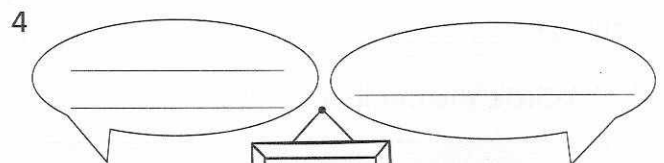
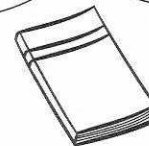
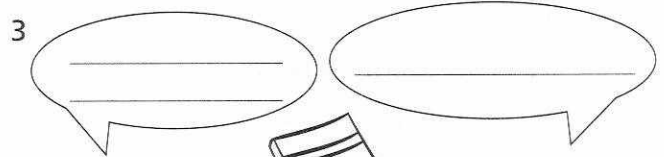
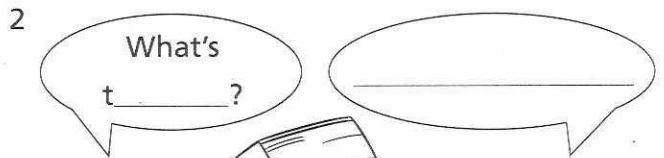

4 * Write what you can see in the picture.



- | | |
|----------------------|----------|
| 1 <u> a woman </u> | 7 _____ |
| 2 _____ | 8 _____ |
| 3 _____ | 9 _____ |
| 4 _____ | 10 _____ |
| 5 _____ | 11 _____ |
| 6 _____ | 12 _____ |

What's this? / It's ...

5 *** Complete the bubbles.



C Numbers

Numbers

1 * Connect the numbers to the words.

- | | |
|------|--------------|
| 1 67 | thirty-five |
| 2 93 | fourteen |
| 3 9 | fifty-six |
| 4 48 | sixty-seven |
| 5 14 | nine |
| 6 82 | ninety-three |
| 7 35 | forty-eight |
| 8 56 | eighty-two |

2 *** Write the numbers.

- | | | |
|-------|--------------|-------|
| 1 3 | <i>three</i> | _____ |
| 2 8 | | _____ |
| 3 74 | | _____ |
| 4 100 | | _____ |
| 5 92 | | _____ |
| 6 16 | | _____ |
| 7 44 | | _____ |
| 8 87 | | _____ |
| 9 29 | | _____ |
| 10 63 | | _____ |

3 * Circle the numbers.

twenty fifty-five eighty-six
 a hundred forty-three twelve
 sixteen twenty-eight thirty-seven
 ten sixty-one seventy-six eleven

2	0	3	2	5	5	9	9	4	0	4	0	7
5	3	7	6	1	1	1	0	0	8	5	7	2
1	9	1	2	3	0	4	3	7	6	3	9	1
1	2	0	2	3	4	6	9	2	5	9	8	5
5	8	1	4	7	4	7	3	2	5	3	0	1
3	0	9	5	6	9	4	5	9	4	9	9	4
6	3	6	1	7	2	9	8	2	6	0	1	3
6	4	0	8	0	1	0	8	6	5	2	3	9
3	8	3	4	4	5	7	7	6	4	4	7	2
5	2	5	1	6	7	2	8	4	1	3	5	1

4 *** Complete the words.

- | | | |
|-----------------|-------------|-------------|
| 3 th <i>ree</i> | 13 th _____ | 30 th _____ |
| 4 f _____ | 14 f _____ | 40 f _____ |
| 5 f _____ | 15 f _____ | 50 f _____ |
| 8 e _____ | 18 e _____ | 80 e _____ |

5 *** Write the numbers and words in the correct order.

50 twenty-eight 16
 twelve
 sixty 90 eleven
 26 seventy-two 9
 a hundred 19 77
 37 forty-one
 99 fifteen
 eighteen 13 ONE
 4 80 32
 twenty

one, 4,

Telephone numbers

6 ** Match the phone numbers (1-6) to the phones (a-f).

My phone number is three two one six nine four.

1 Janet b

My phone number is one double two nine three five.

2 Renata _____

My phone number is eight double four seven nine three eight one.

3 David _____

My phone number is eight three six nine one oh.



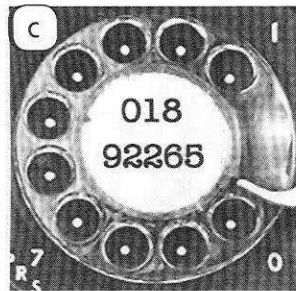

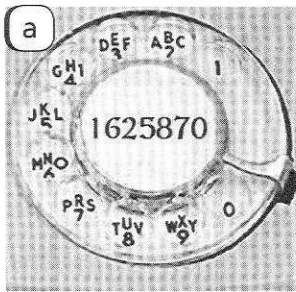
4 Filip _____

My phone number is one six two five eight seven oh.

5 Tony _____

My phone number is oh one eight nine double two six five.

6 Sara _____



7 ** Complete the sentences. Write the numbers.

1 What's your number?

It's 0174 900253 (oh one seven four, nine double oh two five three).

2 My phone number's _____ (double oh double four, one two five nine).

3 What's your number?

It's _____ (seven four eight, double one double nine).

4 My phone number is _____ (eight one seven, three four double oh).

5 What's your phone number?

It's _____ (oh one three four, two four two one).

6 What's your number?

My phone number's _____ (oh eight double one, three seven four).

D How do you spell that?

The alphabet

1 * Write the missing letters.


a b _ d e _ h i _ k _ m n _ q r _ t _ v _ x _ z


2 *** Write the letters of the alphabet next to the letter with the same vowel sound.

a _____
 b c d _____
 f _____
 i _____
 q _____


Spelling


3 ** Complete the bubbles.

1 How do you spell book ?


2 What _____ 'board' mean?


This _____ a board.


3 _____ spell _____ ?



4 What _____ 'chair' _____ ?



_____ a chair.


Plurals


4 ** Label the pictures.


1  1 two girls

2  2 _____

3  3 _____

4  4 _____


5  5 _____

6  6 _____


There is/There are

5 *** Write sentences.

- 1 There is a cat.
- 2 There are _____
- 3 There _____
- 4 _____
- 5 _____
- 6 _____
- 7 _____




6 *** Find six more differences between the pictures.



Picture A

- 1 There is one desk.
- 2 There are two chairs.
- 3 _____
- 4 _____
- 5 _____
- 6 _____
- 7 _____
- 8 _____




Picture B

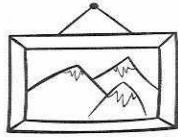
- 1 There are two desks.
- 2 There is one chair.
- 3 _____
- 4 _____
- 5 _____
- 6 _____
- 7 _____
- 8 _____

Progress Check

1 Write the words with *a* or *an*.




1 an apple



2 _____



3 _____



4 _____



5 _____



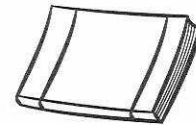
6 _____



7 _____



8 _____



9 _____



10 _____

2 Complete the dialogue. Write the words in the correct order.

name's Hi, my Andrew

I'm Hi, Rebecca

ANDREW 1 Hi, my name's Andrew.

REBECCA 2 _____.

you that How spell do

B E R double C E A

ANDREW 3 _____?

REBECCA 4 _____.

your number What's telephone

oh one seven four eight nine double

two three four six It's

ANDREW 5 _____?

REBECCA 6 _____ 4 6.

you later See

Bye, you see

ANDREW 7 _____!

REBECCA 8 _____!


3 Circle the correct words.

- What's you / your name?
 - My name / name's Peter.
- What / How do you spell 'door'?
 - It's D double / two O R.
- What's this / it?
 - Is / It's a book.
- What do you call / say this in English?
 - It's a / the dog.
- This is a / an apple.
 - No, it's a / an orange.
- What does / do 'See you' mean?
 - It mean / means 'Goodbye'.


4 Write the numbers.

- 19 nineteen
- 22 _____
- 40 _____
- 13 _____
- 50 _____
- 65 _____
- 70 _____
- 100 _____
- 11 _____
- 18 _____


5 Correct the sentences.




1 There is one child.
There are five children.




2 There is one cat.



3 There is one person.




4 There is one glass.



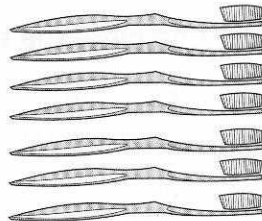
5 There is one woman.



6 There is one watch.



7 There is one man.



8 There is one toothbrush.

I can ...

Complete the answers and tick (✓) the correct box.

1 YOU Hi! My _____. What's _____?
 ALEX _____ Alex.
 YOU _____ to meet you.

I can introduce myself and ask who people are.

YES I NEED MORE PRACTICE

2 three _____ five six
 twenty-five twenty-six _____ twenty-eight
 eighty-two _____ eighty-four _____

I can count 1-100.

YES I NEED MORE PRACTICE

3 OLIVER _____ your telephone _____?
 YOU It's _____.

I can give and ask for telephone numbers.

YES I NEED MORE PRACTICE

4 orange oranges
 child _____
 man _____
 house _____

I can use and make plurals.

YES I NEED MORE PRACTICE